

Partisan Child Care Politics in Australia and the United Kingdom (and Canada)

Child Care Research, Evidence and Policy:
Mobilizing Knowledge Research Conference

Winnipeg, Manitoba
November 13, 2014

Kelly Pasolli
Department of Political Science, MIT

RESEARCH QUESTION AND CONTEXT

- Why do political parties in different countries promote or oppose different child care policies?

RESEARCH QUESTION AND CONTEXT

- Why do political parties in different countries promote or oppose different child care policies?
- **Traditional party politics hypothesis**
Social policy as redistributive ideological struggle between Left and Right

RESEARCH QUESTION AND CONTEXT

- Why do political parties in different countries promote or oppose different child care policies?
- **Traditional party politics hypothesis**
Social policy as redistributive ideological struggle between Left and Right
- **Social investment hypothesis**
Post-partisan environment where particular social policies are "win-win" issues

VARIATION ACROSS CASES

- **Australia and the UK**
Left parties willing to embrace market-based service delivery and Right parties willing to support increased investment in services

VARIATION ACROSS CASES

- **Australia and the UK**
Left parties willing to embrace market-based service delivery and Right parties willing to support increased investment in services
- **Canada**
Much sharper ideological divide between parties

VARIATION ACROSS CASES

- **Australia and the UK**
Left parties willing to embrace market-based service delivery and Right parties willing to support increased investment in services
- **Canada**
Much sharper ideological divide between parties
- **What causes these differences?**
Timing of early initiatives, policy design and framing

BACKGROUND AND ALTERNATIVE EXPLANATIONS

- Shared political, institutional, and demographic features of Australia, the UK and Canada

BACKGROUND AND ALTERNATIVE EXPLANATIONS

- Shared political, institutional, and demographic features of Australia, the UK and Canada
- Role of Labour parties and class voting in Australia and the UK

BACKGROUND AND ALTERNATIVE EXPLANATIONS

- Shared political, institutional, and demographic features of Australia, the UK and Canada
- Role of Labour parties and class voting in Australia and the UK
- Canadian political parties more overlapping and less ideologically distinct

CASE STUDY: AUSTRALIA

- **1972:** Coalition government passes Child Care Act (CCA), cost sharing arrangement to fund non-profit centers

CASE STUDY: AUSTRALIA

- **1972:** Coalition government passes Child Care Act (CCA), cost sharing arrangement to fund non-profit centers
- **Early 1970s:** Expansion under Labour government

CASE STUDY: AUSTRALIA

- **1972:** Coalition government passes Child Care Act (CCA), cost sharing arrangement to fund non-profit centers
- **Early 1970s:** Expansion under Labour government
- **Late 1980s:** Labour expands funding to for-profit services

CASE STUDY: UNITED KINGDOM

- **Mid-1970s:** Conservative commitment to expand nursery education

CASE STUDY: UNITED KINGDOM

- **Mid-1970s:** Conservative commitment to expand nursery education
- **Early 1990s:** Conservatives introduce voucher system

CASE STUDY: UNITED KINGDOM

- **Mid-1970s:** Conservative commitment to expand nursery education
- **Early 1990s:** Conservatives introduce voucher system
- **1997:** Labour introduces the National Child Care Strategy

CANADA

- **1966:** Liberals introduce CAP

CANADA

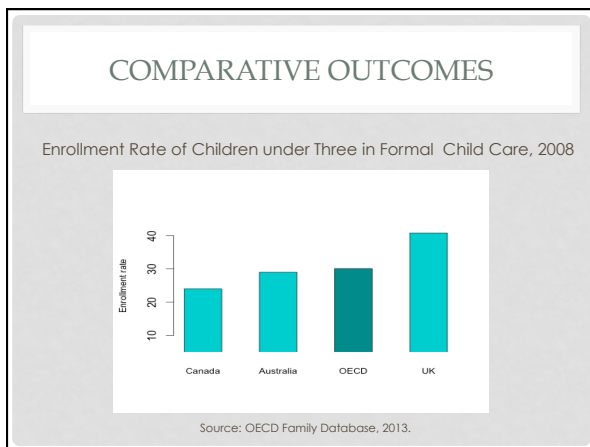
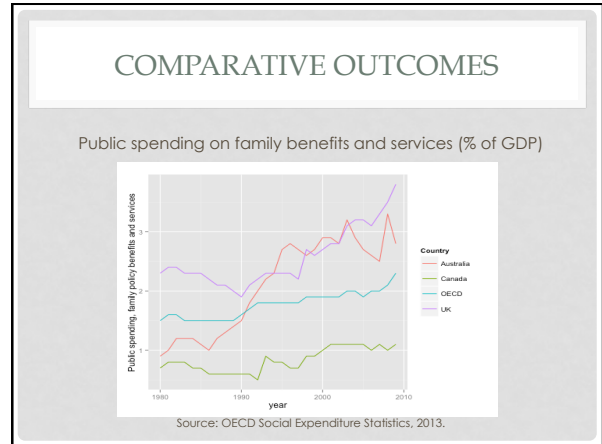
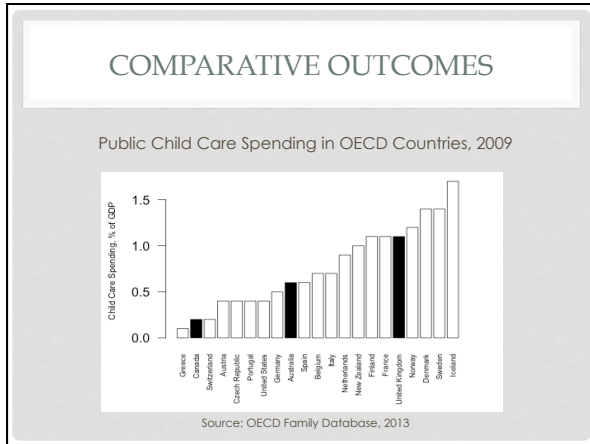
- **1966:** Liberals introduce CAP
- **Early 1970s:** Welfare services option added to CAP

CANADA

- **1966:** Liberals introduce CAP
- **Early 1970s:** Welfare services option added to CAP
- **1988:** Conservatives propose Canada Child Care Act

CANADA

- **1966:** Liberals introduce CAP
- **Early 1970s:** Welfare services option added to CAP
- **1988:** Conservatives propose Canada Child Care Act
- **2005:** Bilateral agreements passed and later cancelled



COMPARATIVE OUTCOMES

	Australia	England	Canada
For-profit	63%	72%	29%
Non-profit	34%	17%	
Public	3%	12%	70.6%

Source: Brennan et al., 2012; Friendly et al., 2013

Numbers for Australia and England are from 2010/11, Canada from 2012

CONCLUSIONS AND IMPLICATIONS

- Opportunities and challenges for advocates

CONCLUSIONS AND IMPLICATIONS

- Opportunities and challenges for advocates
- Future of political struggles over child care

CONCLUSIONS AND IMPLICATIONS

- Opportunities and challenges for advocates
- Future of political struggles over child care
- Trade-offs in levels of investment and mechanisms of service delivery